

KEYBOARD

LEVEL 1

Student's Name _____

Teacher # _____ Branch _____

Perfect Score: 80

Number Incorrect: _____

Final Score: _____

Circle

Passing: 56 Y / N

Convention Eligibility: 64 Y / N

CERTIFICATE OF MERIT™

MUSICAL KNOWLEDGE EXAM


2010



KEYBOARD LEVEL ONE

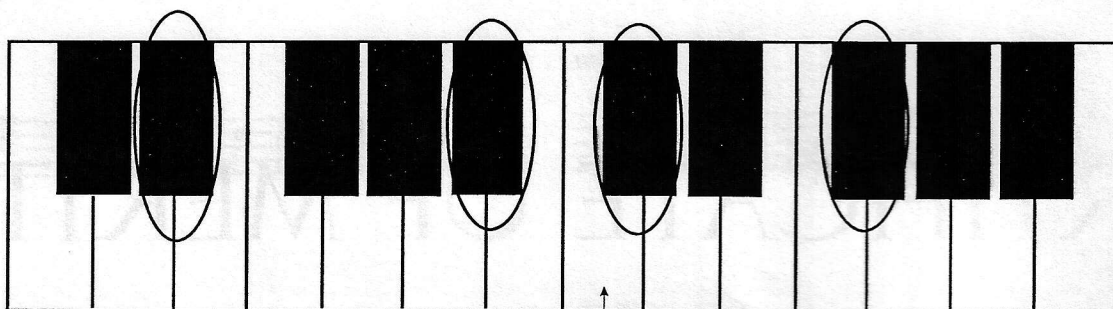
EAR TRAINING - SET B

1. Write the letter name for each note. (6 points)

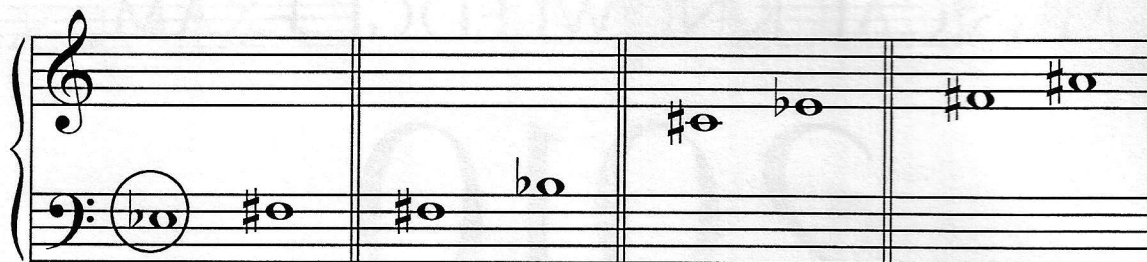


G
(example) _____

2. Circle the note on the grand staff that matches each circled piano key. The first one is done for you. (3 points)




Middle C



(Example)

3. Name each interval: 2nd, 3rd, 4th, 5th, 6th, 7th, or 8th (octave). (7 points)




4th
(example) _____


4. Write the letter name for each five-finger patterns and circle Major or minor for each one. The first one is done for you. (10 points)



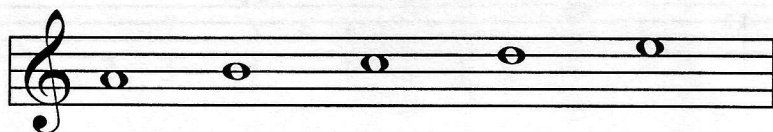
C Major minor
(Name) (Circle one)
(Example)



____ Major minor
(Name) (Circle one)




____ Major minor
(Name) (Circle one)



____ Major minor
(Name) (Circle one)



____ Major minor
(Name) (Circle one)



____ Major minor
(Name) (Circle one)

5. Write the letter name for each of these triads and circle Major or minor for each one. The first one is done for you. (10 points)



C Major minor
(Example) Major minor Major minor Major minor Major minor Major minor

6. Name the Major key for each of these key signatures. The first one is done for you. (3 points)

C Major
(example)

_____ Major

_____ Major

_____ Major

7. Add sharps (#) or flats (b) to complete each of these Major scales. (3 points)

F Major Scale

G Major Scale

D Major Scale

8. Check the Roman numeral for each primary triad in this example. (3 points)

_____ IV
_____ I

_____ IV
_____ I


_____ I
_____ V

9. In question 8, are the primary triads Major or minor? Check the answer. (1 point)

_____ Major _____ minor

13. Check the meaning of each term or symbol. (8 points)

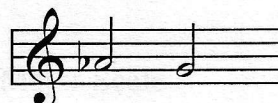
a. 8^{va} _____ Play eight notes (one octave) higher
_____ first and second endings


b.  _____ tenuto: hold for full value, stress
_____ use damper pedal

c. \sharp \flat \natural _____ rests
_____ accidentals

d. *mp* _____ very soft
_____ medium soft

e. *ff* _____ very loud
_____ medium loud

f.  _____ whole step
_____ half step

g.  _____ half step
_____ whole step

h. *dim.* _____ gradually louder
_____ gradually softer

1 2 3 4 a.

mf

5 6 b. c. 8

f

Carr: *Gavotte*

Answer questions 14-23 about the music above. (12 points)

14. What is the key?

- F Major
 C Major

15. How many beats are in each measure?

- 2 beats
 4 beats

16. Which type of note will receive one beat?

-  

17. How will measures 1-4 sound?

- medium loud
 medium soft

18. How will measures 5-8 sound?

- loud
 soft

19. What is the name of the circled triad in measure 3?

- a minor
 e minor

20. In measure 1, how will the first two notes in the treble clef sound?

- legato
 staccato

21. In measure 1, how will the last three notes in the treble clef sound?

- legato
 staccato

22. How many times should this example be played?

- once
 twice


23. Name each boxed interval.

- a. _____
b. _____
c. _____


EAR TRAINING EVALUATION

This is your Level 1 ear training evaluation. Listen to each question and its musical example. Circle your answer. Each example will be played two times. (7 points)

1. Major



minor



2. Legato touch

Staccato touch


3. Major



minor



4. Second



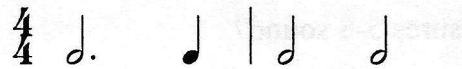
Sixth



5. A.



B.



6. A.



B.



7. Loud to soft

Soft to loud